

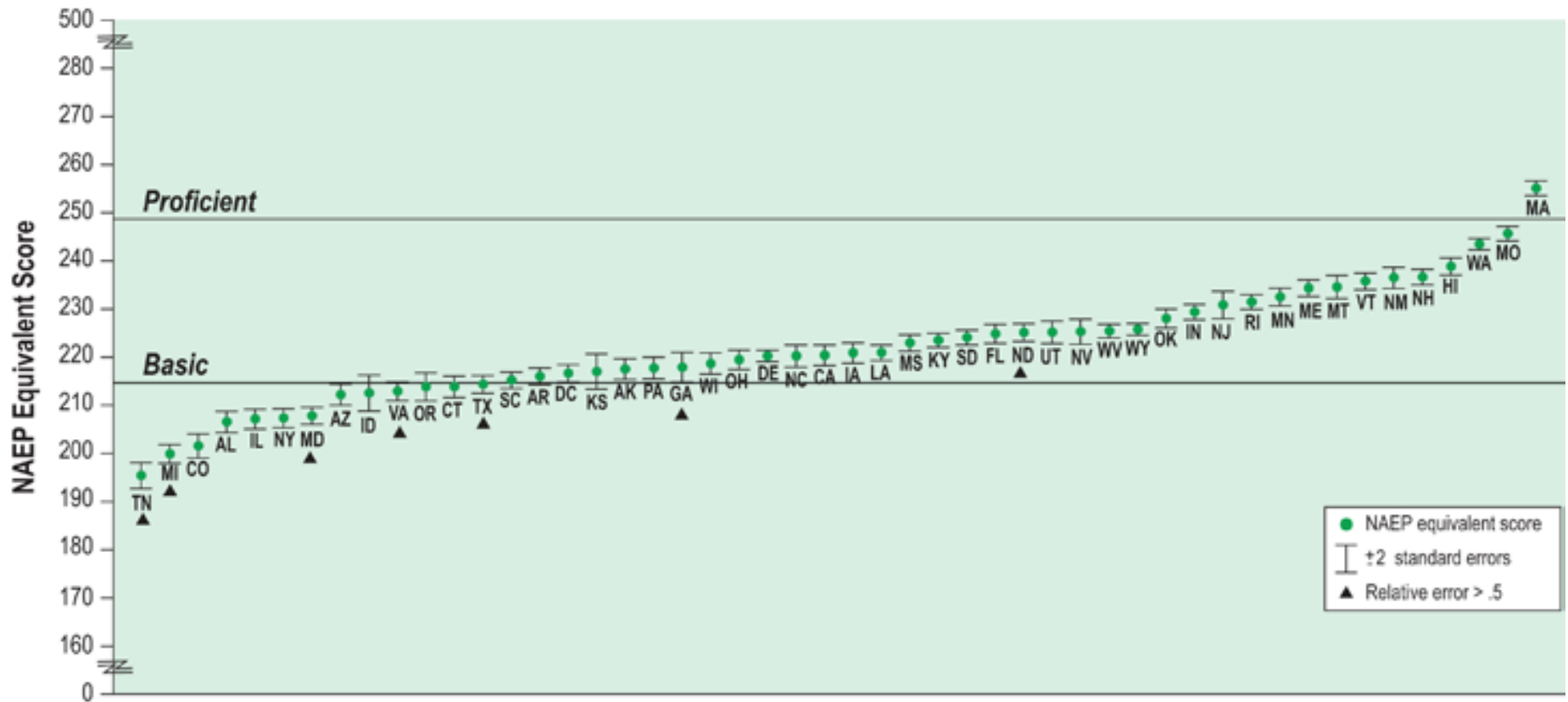
Covering Testing in the Common Core Era

Education Writers Association
2015 National Seminar

April 21, 2015

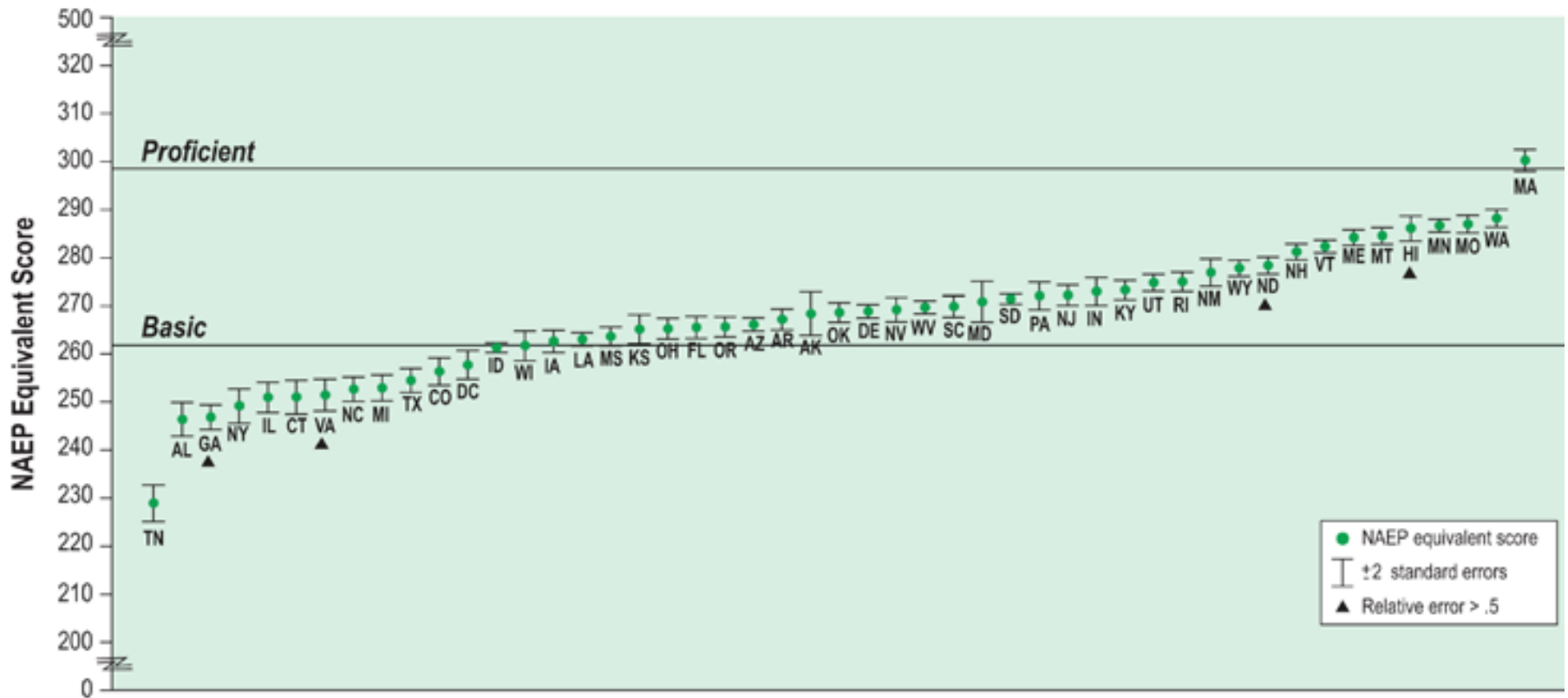


NAEP Mapping Study



NAEP scale equivalents of state grade 4 mathematics standards for proficient performance, by state: 2009

NAEP Mapping Study



NAEP scale equivalents of state grade 8 mathematics standards for proficient performance, by state: 2009

What Does It Mean?

2009 State Test:

- ⌘ **90%** of 4th graders Proficient or Above in Mathematics
- ⌘ **90%** of 8th graders Proficient or Above in Mathematics

2009 NAEP:

- ⌘ **28%** of 4th graders Proficient or Above in Mathematics
- ⌘ **25%** of 8th graders Proficient or Above in Mathematics

Timeline for Common Core Standards

November, 2007
CCSSO Annual Policy Forum, Discussion regarding developing Common Standards with chief state school officers

June 9, 2009
NGA and CCSSO announce 48 states and territories agree to develop standards

June 2, 2010
Final CCSS released

States began to implement CCSS

April 17, 2009
Meeting with Governors and Chiefs to ask states to sign MOU

March 10, 2010
K-12 Standards released for public comment


June, 2010 – Nov. 2011
States adopt CCSS



Tennessee Success

Largest Growth on 2013 NAEP

National Assessment of Educational Progress, scale score growth across all four tests



From 2011 to 2013, Tennessee students grew more than students in any other state, **making Tennessee the fastest improving state in the nation.**



Landscape of State Assessments, 2015

